



# Step-by-step instructions for the SupaGro Grow Kit



1




Take all items out of the carton box.

- 1x growbox with mycelium
- 1x growbag with venting holes
- 2x paperclips

Before handling the kit always wash your hands, nails and arms. and work in a clean workspace.

2



Open the lid of the grow box by breaking the seal.

Rinse the lid of the box, dry it and store it in carton box.

3



**Do not put water in the grow box!**


Supa Gro kits do not need to be soaked before the first flush.

4



Place the grow box inside the grow bag with venting holes, fold the open ends of the grow bag and set the fold with the paperclips.

5



Place the grow kit in a clean bright place, out of direct sunlight.

**Temperatures should stay between 18°C and 28 °C, optimum is 23°C.**


6



After the first mushrooms appear, spray fresh water against the inside of the bag every day.

**Never spray directly on the substrate or mushrooms.**

7



Pick the mushrooms right after they open their hats.

**Don't wait too long or the spores will drop and the box turns black.**

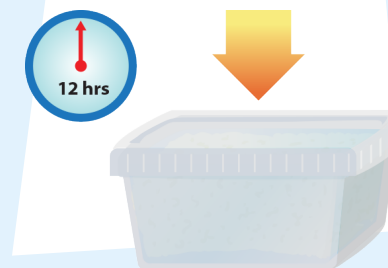
When the grow box is almost empty; pick the remaining small mushrooms and pinheads.

8



Fill the grow box with water until the substrate is submerged.

9



Close the lid and during 12 hours; store the grow box inside a closed clean plastic bag or separately sold soaking bag in a refrigerator (2 – 8°C).

10



After the soaking is complete, take out the grow box from the soaking bag and remove the lid.

Pour the excess water out of the grow box.

Start over again from step 4.



Repeat the cycle (step 4 – 10) until no mushrooms grow out of the kit anymore

More info at: [www.magic-mushrooms-shop.com](http://www.magic-mushrooms-shop.com)

## What's that?

- Substrate: The brick that is inside the plastic box. It consists of nutrients with mycelium and protective layers.
- Mycelium : The living part of the fungus that is growing and feeding underground as white threads. Mushrooms grow out of this.
- Pins or pinhead: This is the name of the mushrooms before they open their hats.



© 2014 Magic-Mushrooms-Shop.com  
All rights reserved

